

HAZARDS CAMPAIGN

The Whole
Story
Work-related
injuries, illness
and deaths

Updated April, 2020

The Whole Story!

In Britain,
work kills
140 people a
day!

6 people are
killed per
hour!

The UN-ILO
estimates
worldwide,
work kills
more than
war every
year!

Worldwide
work kills a
minimum of
2.78 million
people every
year!

As Jukka
Takala of the
ILO said
“If terrorism
took such a
toll, just
imagine
what would
be said and
done?”

The Whole Story

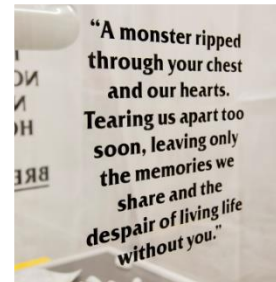
- The HSE continues not to publish the total numbers of people killed through work related incidents and disease.
- ***Using evidence-based estimates of work-related harm, provided by various researchers, would ensure the appropriate policy development and allocation of resources.***
- Failing to expose the impact of employers' non-compliance and criminal negligence, means that the actual risk that workers and members of the public face are underestimated, and that cuts continue to be made to our health, safety and welfare regulation and enforcement.
- ***The reality is, that far more workers than officially reported suffer appalling working conditions, that put them at risk of injury, death or illness, at huge cost to themselves, their families and the economy.***
- This document represents the Hazards Campaign estimates, using a variety of sources to present a more realistic summary of the numbers of people killed, injured and made ill by work. (<http://www.hazards.org/disease/> <http://www.hazards.org/cancer/report.htm>) and The Whole Story (2008) by Hilda Palmer published in SHP (www.shponline.co.uk/love-working/the-whole-story)
- ***The Hazards Campaign estimate that each year, at least 6 million workers are made ill, and 50,000 killed and the real number of people injured by work is estimated to be many times more than the HSE estimate.***
- <http://www.hazardscampaign.org.uk/?s=The+whole+story>

The Whole Story –much greater than the HSE estimate and record!



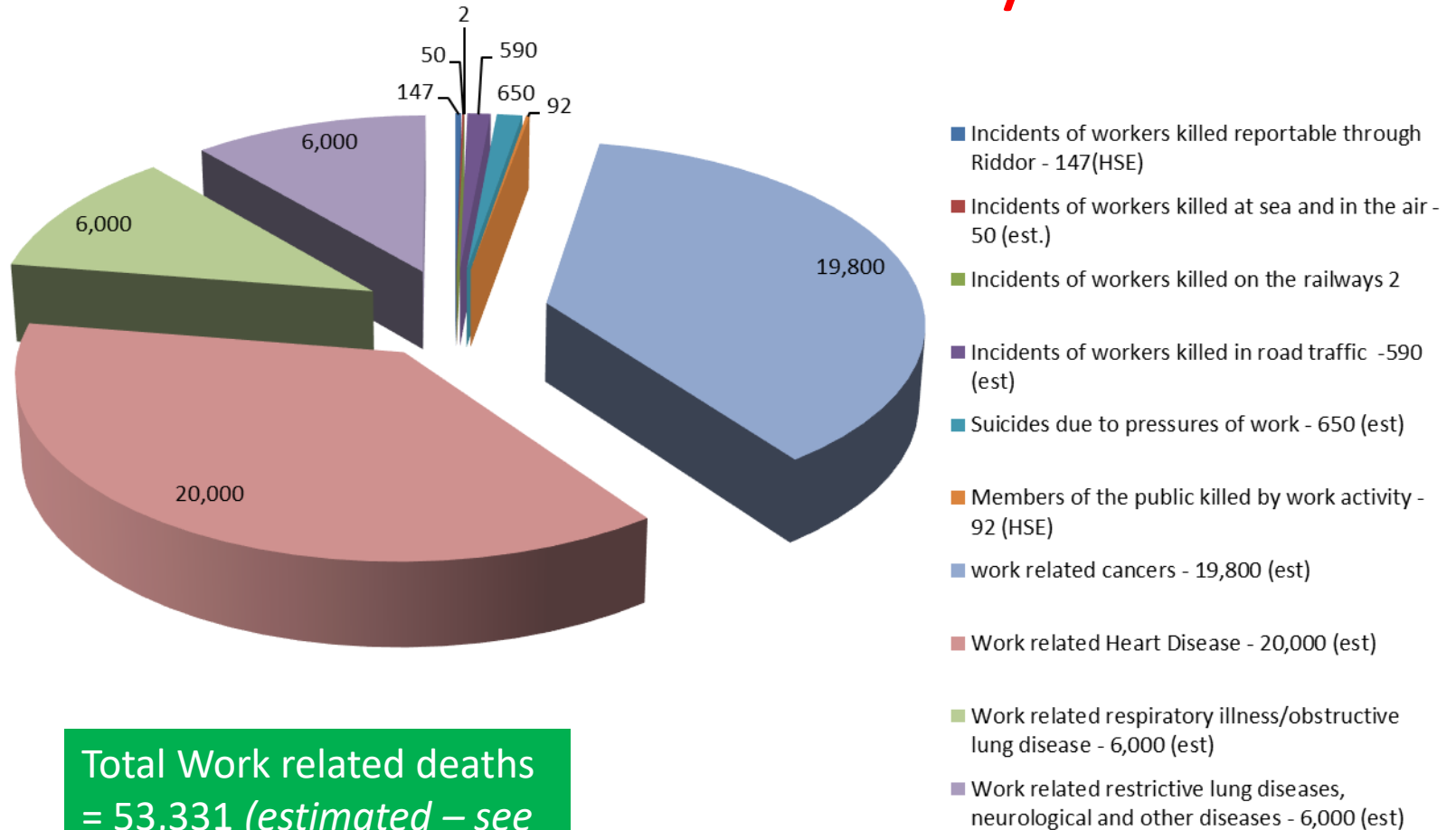
Ten times as many deaths caused by work incidents at least 1,486

Four times as many work-illness deaths approx. 50,000



We estimate the number of people made ill by work is approx. five times greater than HSE estimate, at least 6 million

Hazards Campaign Estimate of Work Related Deaths – 2018/2019

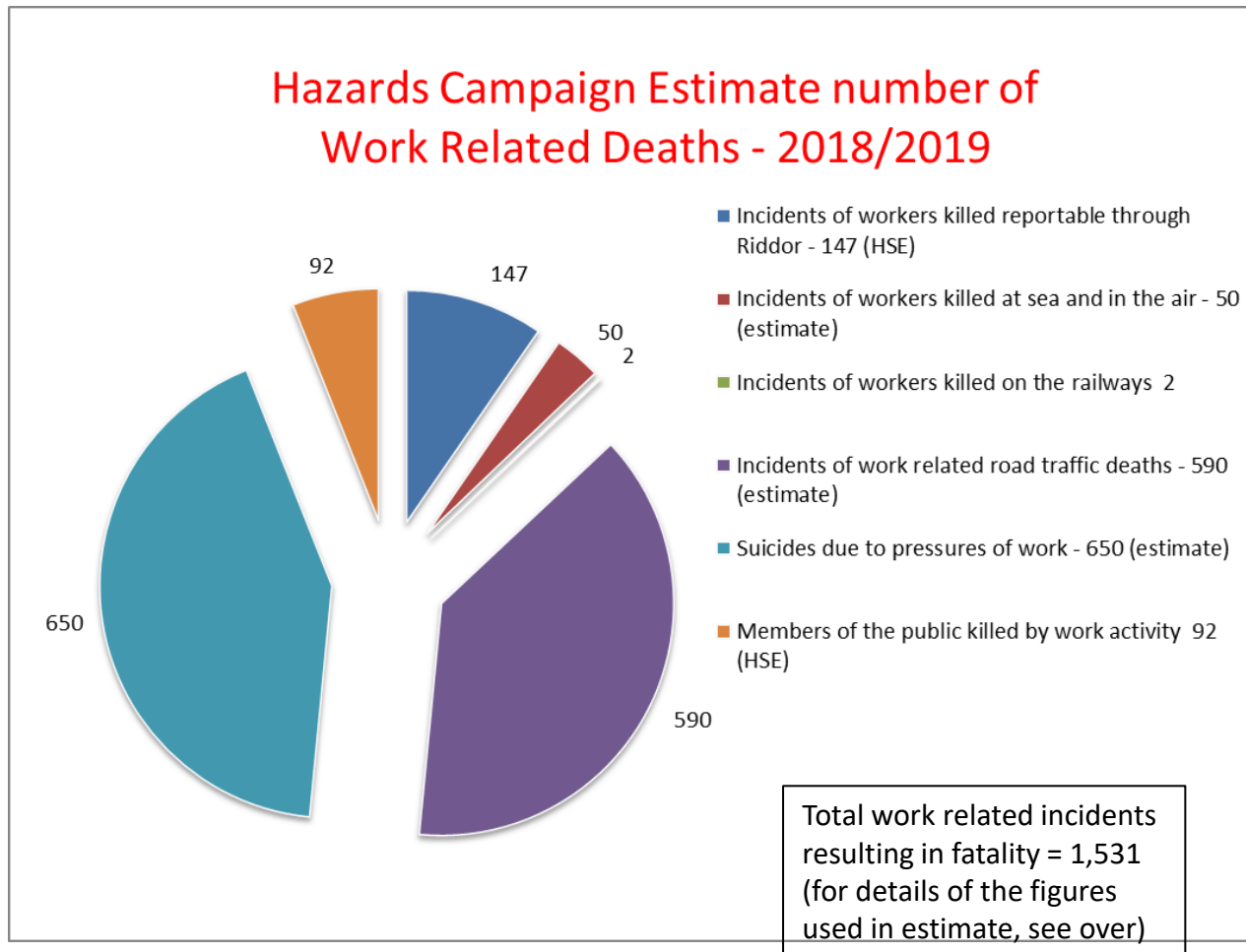


Total Work related deaths = 53,331 (estimated – see over for calculation)

Work Related Illness resulting in Death

- **50,000 = Work related illness resulting in death**
- Deaths from work-related cancers are estimated at approx. **12%** (between 8 and 16%) of all cancer deaths = **19,800**, including at least **5,000** asbestos cancers which includes mesothelioma and lung cancers – see above
- Deaths from work related heart disease are estimated at **20%** of total heart disease deaths. These are due to stress, long hours, dust, fumes and shift work – **20,000**
- Deaths from respiratory illnesses which are work related, are estimated between **15-20%** of obstructive lung disease deaths – **6,000**
- In addition, there are at least the same number of deaths from other work related diseases such as restrictive lung diseases, neurological illness – **6,000**
- *Total deaths due to occupational illness are **not** reported by the HSE but estimated by the LFS (Labour Force Survey) at 13,000*
- *The HSE report 2595 mesothelioma deaths in 2016. Experts record at least the same number of lung cancers for every mesothelioma death.*

Work Related Incidents resulting in Fatality – 2018/2019



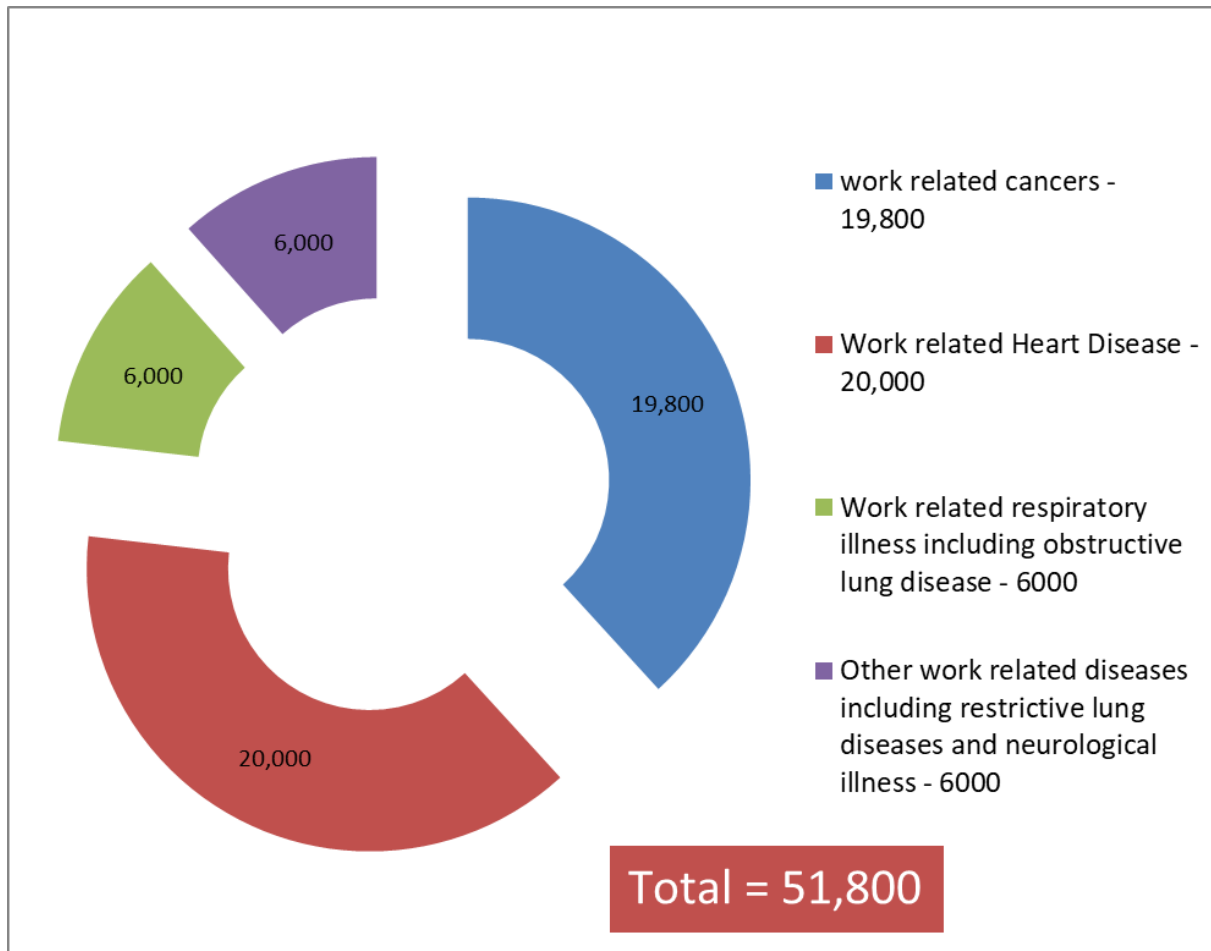
Work Related Incident Deaths

Sources of Information

Hazards Campaign include data from:

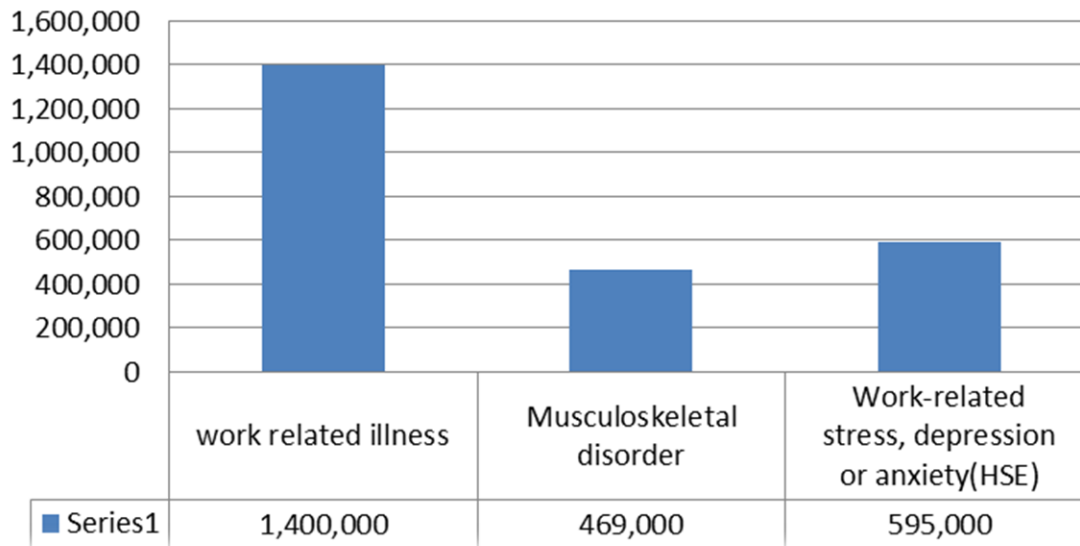
- **HSE** (reportable incidents under RIDDOR)
<http://www.hse.gov.uk/statistics/pdf/fatalinjuries.pdf> and
www.hse.gov.uk/statistics/lfs/index.htm
- Deaths in coastal waters are investigated by the **Marine Accident Investigation Branch** www.gov.uk/maib-reports and information estimated from **press reports**
- Deaths from air crashes are reported to the **Air Accident Investigation Board** and information estimated from **press reports** www.gov.uk/aaib-reports
- Work related suicides are estimated to be possible up to 10% of the total suicides (**Office for National Statistics**) plus evidence reported and officially recognised in Japan, Australia and France
<http://www.hazards.org/suicide/suicidalwork.htm>
- Members of the public who are killed through work related incidents are taken from the **HSE** figures
<http://www.hse.gov.uk/statistics/pdf/fatalinjuries.pdf>
- Work related Road traffic deaths include lorry drivers, some of the deaths of people killed whilst driving to work, and those killed on work related activity. The figure is estimated at 33.3% of the reported road traffic incident fatalities.
<https://www.gov.uk/government/statistics/reported-road-casualties-in-great-britain-provisional-estimates-year-ending-june-2018>

Work-related illness resulting in death



According to the HSE

HSE estimate of work-related ill health



=
26.8 million
working
days lost

However, this
is not the full
story.....

“On average there are only 1,600 disease notifications under RIDDOR per annum for the 516,000 new cases of work-related ill health that HSE estimate occurs every year

(0.03%)” – <http://www.hazards.org/workandhealth/doctorno.htm> - Dr Anne Raynal former Senior Med Insp. HSE 2017 /2018 1.4 million workers suffering from new and long term work-related ill health (HSE estimate/LFS)

Work-related ill health

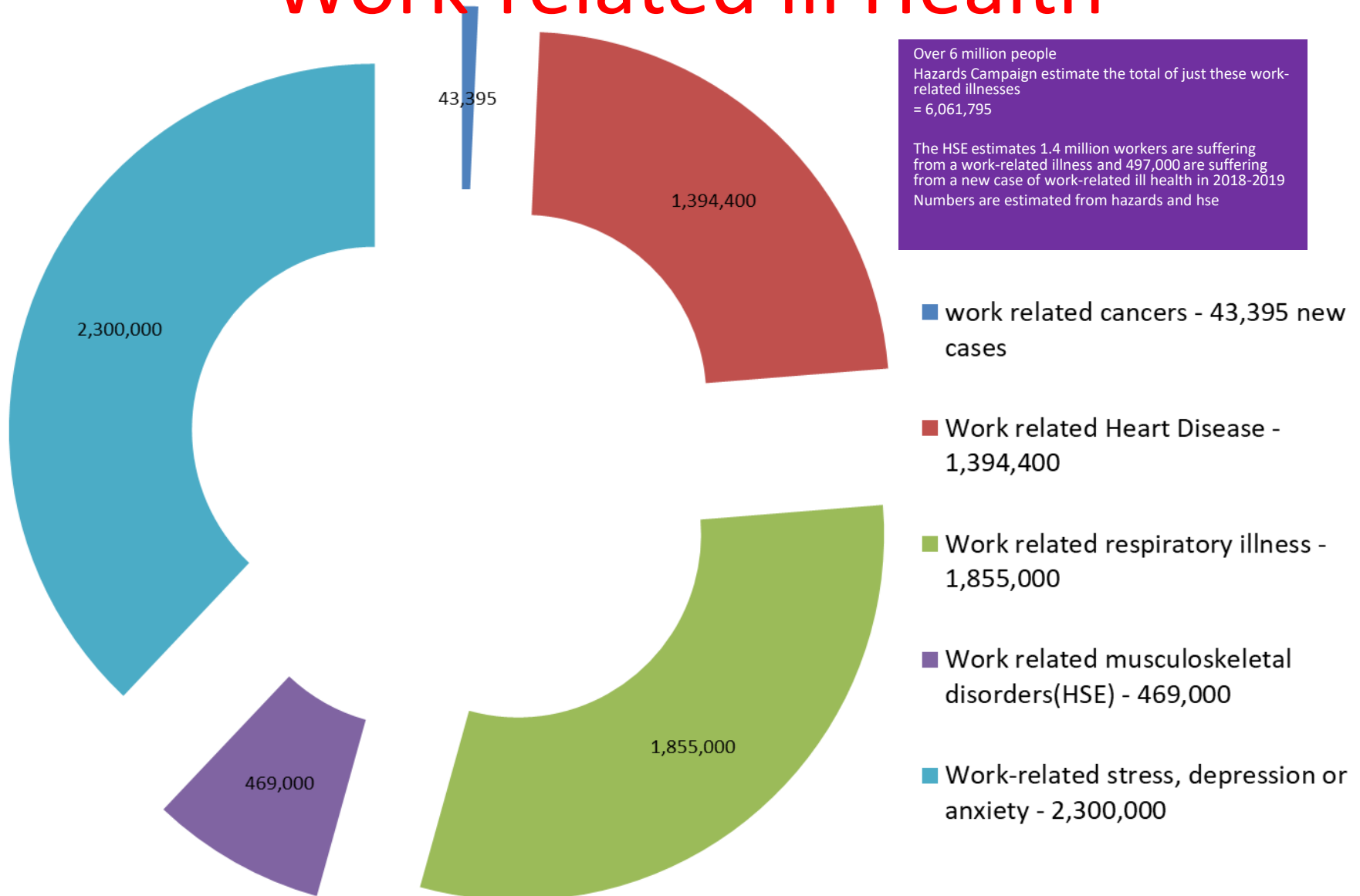
Hazards campaign estimate that:

- Of the 2.5 million people living with cancer in UK (http://www.macmillan.org.uk/images/StatisticsFactsheet_tcm9-260514.pdf) less (approx. 0.5% children = 125,000) = 2,375,000 of which 12% are estimated to be work-related = **285,000 cases**
- There were 356,860 (2014) new cases (<http://www.cancerresearchuk.org/health-professional/cancer-statistics>) less (1756 children) = 355,104 of which 12% are estimated to be work-related = **42,612 cases**
- 7 million people live with cardio vascular disease in UK (<https://www.bhf.org.uk/research/heart-statistics>) less (approx. 28,000 children) = 6,972,000 of which it is estimated that 20% are work-related = **1,394,400**
- 12.7 million people live with lung disease in UK (<https://statistics.blf.org.uk/lung-disease-uk-big-picture>) less (1.1 million children with a diagnosis of asthma (friend of earth)) = 11.6 million, less (lung cancers of 1 million) = 10.6 million of which 15% - 20% are estimated to be work-related = **1,855,000 (17.5%)**
- **4,600,000** people in work have a common mental health problem of which 50% estimated as work related = **2,300,000** (<https://www.mentalhealth.org.uk/sites/default/files/fundamental-facts-about-mental-health-2016.pdf>) (http://www.ilo.org/safework/areasofwork/workplace-health-promotion-and-well-being/WCMS_108557/lang--en/index.htm)

Mental Ill Health

- <https://www.tuc.org.uk/sites/default/files/Safety%20Reps%20report%202018.pdf> The TUC safety reps survey in 2018 says 'As before, stress is the most common concern in all sizes of workplace. Since 2016, concern has become slightly more widespread in the largest workplaces (with 1,000 or more workers), where 78% of representatives cited it as a top-five concern compared with 73% two years ago. However, concern has become less widespread or stayed at the same level in all other sizes of workplace'.
- www.mindfulemployer.net “ **3/5 employees have talked to their manager about a current mental health condition**” in organisation who are Charter signatories
- www.ilo.org “**50-60% of all lost working days are attributed to work-related stress** and the number of people suffering from stress-related conditions caused or made worse by work is likely to increase”
- www.hse.gov.uk “stress is more prevalent in public service industries, such as education; health and social care; and public administration and defence”
- www.theguardian.com/society/2015/jun/10/stress-working-public-services-survey “93% of respondents say they are stressed at work either all, some, or a lot of the time” “**NHS staff....more than 60% say they feel stressed all or most of the time**”
- www.willistowerswatson.com – “a majority (**85%**) of Canadian employers say stress is the number-one workplace issue”
- <http://www.unitetheunion.org/uploaded/documents/Regional%20Stress%20Survey%20Results%20201611-28858.pdf> West Midlands Unite the union survey of public sector members. 74.84% are feeling stressed by their work and **52.76% of respondents say that the level of stress is unacceptable and causing them harm**
- www.rcm.org.uk ‘Stress affects almost 50% of England’s midwives’
- www.unison.org.uk – Police staff survey “increased workloads that have resulted from the police cuts, are the **major contributory factor in the growth of workplace stress**”
- www.stress.org/workplace-stress/ - The American institute of stress survey “25% view their jobs as the number one stress in their lives” “80% of workers feel stress on the job” “**65% of workers said that workplace stress had caused difficulties** “

Work-related ill Health



Work-related Non Fatal Injury

What is the problem with RIDDOR injury reporting?

- **Massive under-reporting:** in 2007 HSE study and report said that only **30%** of reportable work injuries reported under RIDDOR compared to hospital records and only **13%** for self-employed www.hse.gov.uk/research/rrhtm/rr528.htm
- Changes made to what needs to be reported: has **reduced** the totals by **29%** www.hse.gov.uk/statistics/riddor-notification

The Labour Force Survey estimate 600,000 million workers with non-fatal injuries 2018 and HSE recorded 71,062 non-fatal injuries to employees in 2018

So what is the real story?

It is **impossible** to get a true picture!

What we know?

- Fewer than 1 in 15 major injuries at work result in HSE investigations (2009) www.hazards.org/deadlybusiness/escapingscrutiny.htm
- There are very *few prosecutions* for not reporting RIDDOR incidents
- The study by the HSE of under-reporting, referenced above, recognised that the likelihood of an incident being reported *increased* if there is a major injury combined with time lost from work.

What is the Real Cost?



What is the problem with RIDDOR injury reporting?

- Massive under-reporting (the labour force survey(LFS) estimate injuries at work are at least 2.6 times higher than reported)
- 29% less incidents reported because of recent changes made to RIDDOR
- 2018 HSE summary statistics record 71,062 non-fatal injuries reported but LFS estimate 600,000
- Trade Union Health and safety representatives say that the real number is significantly higher.



Occupational Health

- Only 0.03% of cases of diseases reported, that should be notified under RIDDOR – Dr Anne Raynal, former senior medical inspector with the HSE
- Employers failing to carry out occupational health surveillance
- Each occupational cancer costs over £2.5 (DEFRA costing) and even using the HSE's gross underestimate of 8,000 work cancer deaths per year would add up to £20 billion.



The Real Cost

- The HSE estimate the cost of harm to society by poor workplace health and safety, as £15 billion. **Hazards** estimate it to be between £30 and £60 billion – including illnesses
- Who pays? We do! Individuals pdf/cost-to-britain.pdf and families pay 57%; the state – us, tax payers, the public purse pays 23%, and employers who cause the harm pay only 20% (HSE) <http://www.hse.gov.uk/statistics/cost.htm>

For further information:

Contact:

Greater Manchester Hazards Centre,
Windrush Millennium Centre,
70 Alexandra road,
Manchester
M16 7WD

Tel: 0161 636 7558

Email: janet@gmhazards.org.uk

Web: www.gmhazards.org.uk

The Whole Story

